

承认书 APPROVAL SHEET

客户名称:

CUSTOMER: _____

产品名称:

贴片保险丝 SMD FUSE

PRODUCT NAME: _____

型号:

R1245F (RoHS) 4.5*12.4 (1245/4512) mm

MODEL NO.: _____

客户规格:

CUST.SPECIFICATION: _____

客户料号:

CUST.PART NO.: _____

供应商:

DONGGUAN UCHI ELECTRONICS CO., LTD.

SUPPLIER: _____

DONGGUAN REOMAX ELECTRONICS TECHNOLOGY CO LTD

地址:

东莞市石龙镇西湖村电站路 25-29 号

ADDRESS: Floor 4, NO.25-29, Power Station Road, Xihu, Shilong Town, Dongguan 523325, China.

电话: 0769-86183707

传真: 0769-85625751

TEL: 0769-86183707

FAX: 0769-85625751

Web: <http://www.uchidg.com>E-mail: james@uchidg.com

编制 PREPARED BY	审核 CHECKED BY	批准 APPROVED BY

编制 PREPARED BY	审核 CHECKED BY	批准 APPROVED BY

供方签章:

SUPPLIER:

日期:

DATE:

需方签章:

CUSTOMER:

日期:

DATE:

规格承认书

Specification for approval



表面贴装保险丝 250V125V72V63V32V

产品名称: R1245F 系列 1245/4512

Product Type: R1245F Series 1245/4512

Surface Mount Fuse 250V125V72V63V32V

Dongguan Uchi Electronics Co., Ltd.
Dongguan Reomax Electronics Technology Co., Ltd.
<http://www.uchidg.com> james@uchidg.com
TEL: 0769-86183707
Mobile: 18925858717(Wechat/Whatsapp)



1. 产品特性及应用范围 / Description, Features and Applications

本产品适用于各类电子设备电路初、次级电路板的过流保护，广泛应用于固态照明、电池充电、消费电子、电子镇流器、LED AC/DC 电源供应、网络通信、医疗仪器及工业控制器等领域。

Descriptions:

REOMAX R1245F series Fast-Acting square Surface Mount fuses are ceramic tube/end cap constructions, RoHS compliant, Halogen Free and lead(Pb) exempts of the requirements of RoHS Directive(2002/95/EC), with U.S. (UL/CSA) safety agency approvals. Provide board level primary and secondary circuit protection in a wide variety of applications. With excellent inrush current withstanding capability, excellent reliability for thermal and mechanic shock, also have a high reliability and stable solder ability, end caps are available in gold/silver/nickel plated.

Features:

- Fast-Acting (Fast-Acting)
- Wide range of current rating available
- Low temperature de-rating
- Tape and Reel for automatic placement
- Small size(12.4mm*4.5mm)
- Wide operating temperature range
- RoHS compliant
- Conflict free metals

Applications:

- LED lighting
- LCD backlight inverter
- PC server
- Wireless base station
- Digital camera
- Notebook PC
- Portable Devices
- Cooling fan system
- White goods
- Industrial equipment
- Battery devices
- Power supply
- Storage system
- Game console
- Medical equipment
- LCD/PDP devices
- Networking devices
- Telecom system
- Office equipment
- Automotive devices

2. 安规认证标准及编号 / Standards and Agency Approvals

2.1 执行标准：遵循 UL 248-14。

Standards: In accordance with UL 248-14.

2.2 认证范围 Certification:

安规标准 Agency	认证范围 Ampere Range	证书编号 Agency File Number
UL	15A ~ 100A	E502159 (JDYX2)
cUL	15A ~ 100A	E502159 (JDYX8)

2.3 目录编号 Catalogue No., ● 已认证 Approved / ○ 认证中 Pending

目录编号 Catalog No.	额定电流 Ampere Rating	额定电压 Voltage Rating	分断能力 Breaking Capacity	冷阻值 Nominal Cold Resistance (Ohms)	熔化热能 I ² T Melting Integral(A ² .S)	安规认证 Agency Approvals	
R1245F.40	40A	250V/125VAC/DC 72V63V/32VDC	200A@250VAC 500A:@125VAC 1000A@72V63V/32VDC	0.001020	3065	●	●

- *: These catalog no. cold resistance and I2t value are pending due to fuse elements shall be customized;
- DC Cold Resistance are measured at <10% of rated current in ambient temperature of 25°C;
- Typical Pre-arcing I2t are calculated at 10*In Current or 8ms;
- Min Interrupting Rating: 1.35*In.

3. 产品标示 / Product Marking

保险丝上需有下列标示 / The fuses shall have the following markings

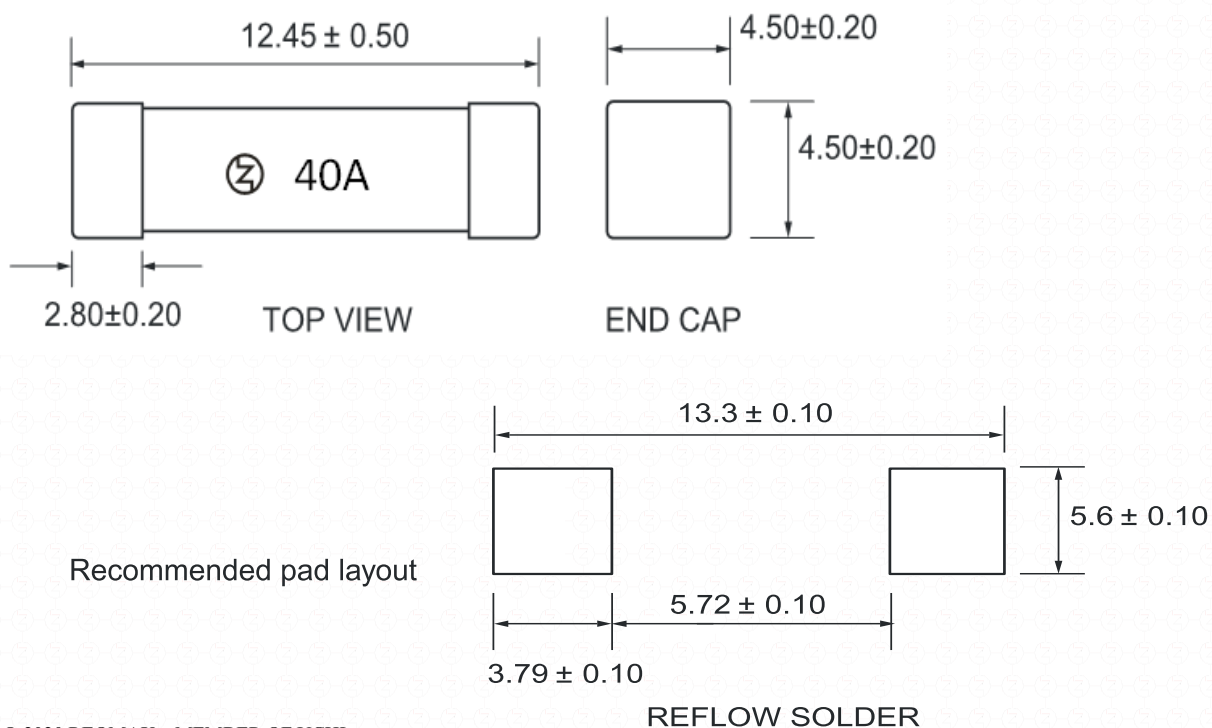
示例 Example:

	40A	① 制造厂商标识/REOMAX Trade Mark:
①	②	② 额定电流/Rated Current (A): __A 或 or __mA

注: 对于标示的大小和位置没有规定 / Note: Size and position of the markings shall not be provided.

4. 结构及尺寸 / Dimensions and Structure

单位: 毫米 / Unit: mm



5. 材料明细 / Material Details

编号 NO.	零件名称 Part Name	材 质 Material
①	端帽 End caps	黄铜镀金 Au Plated Brass Cap
②	主体 Body	陶瓷管 Non-Transparent Square Ceramic Tube
③	熔丝 Fuse element	合金 Cu-Ag Alloy wire

6. 产品特性 / Product Characteristics

编号 NO.	项目 Item	内容 Content	参考标准 Reference standards
1	产品标识 Product Marking	Brand, Ampere Rating	REOMAX marking standards
2	工作温度 Operating Temperature	-55°C to 125°C	-55°C to 125°C with proper derating
3	可焊性 Solderability	T=240°C±5°C, t=3sec±0.5sec, Coverage≥95%	MIL-STD-202, Method 208
4	耐焊接热 Resistance to Soldering Heat	10 sec at 260°C	MIL-STD-202, Method 210, Test condition B
5	绝缘阻抗 Insulation Resistance (after Opening)	10,000 ohms minimum	MIL-STD-202, Method 302, Test Condition A
6	热冲击 Thermal Shock	5 cycles, -65°C / +125°C, 15 minutes at each extreme	MIL-STD-202, Method 107, Test Condition B
7	机械冲击 Mechanical Shock	100G's peak for 6 milliseconds, 3cycles	MIL-STD-202, Method 213, Test I
8	振动试验 Vibration	0.03" amplitude, 10-55 Hz in 1 min. 2hrs each XYZ=6hrs	MIL-STD-202, Method 201
9	耐湿性 Moisture Resistance	10 cycles	MIL-STD-202, Method 106
10	盐雾试验 Salt Spray	5% salt solution, 48hrs	MIL-STD-202, Method 101, Test Condition B

7. 电气特性 / Electrical Characteristics

7.1 实验条件: Test Condition

所有测试环境温度均为 $25\pm 5^{\circ}\text{C}$ 。

All electrical test is to be conducted with the ambient air at a temperature of $25\pm 5^{\circ}\text{C}$.

7.2 分断能力 Interrupting Rating:

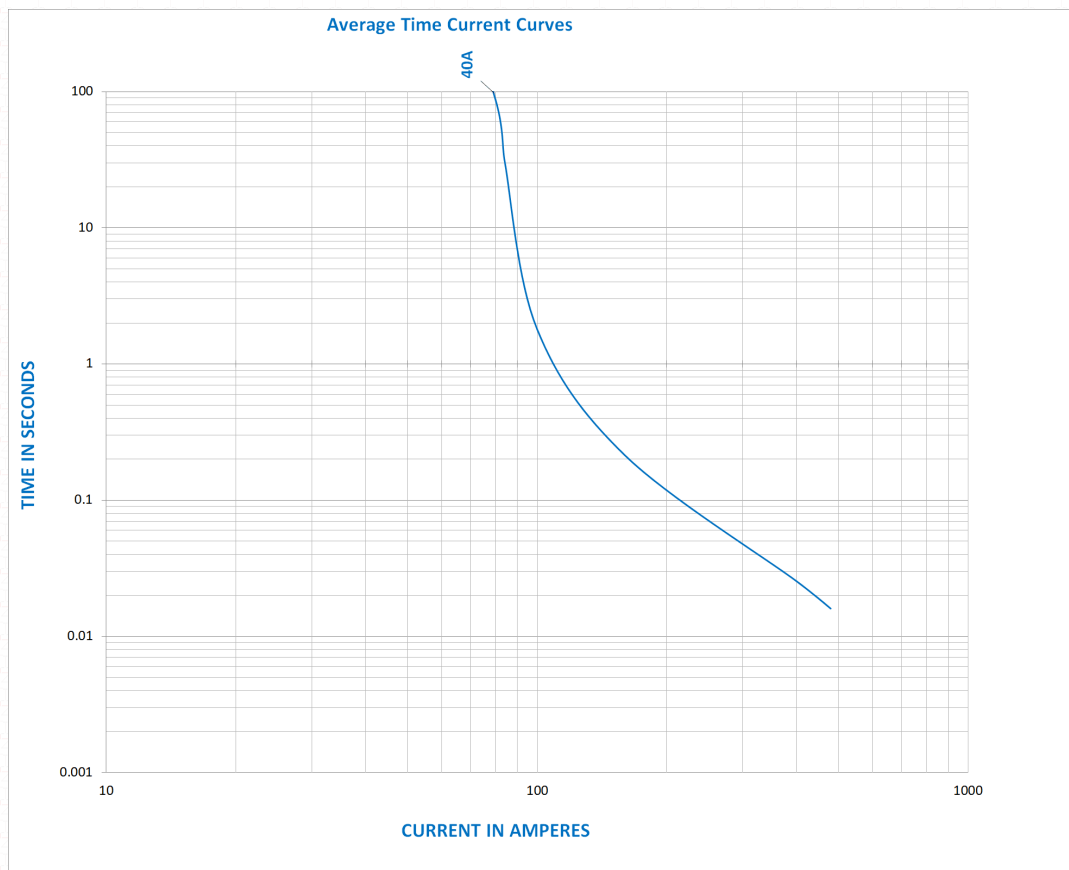
保险丝承受分断能力: 200A @250VAC 500A:@125VAC 1000A@72V63V/32VDC

Breaking Capacity: 200A @250VAC 500A:@125VAC 1000A@72V63V/32VDC

7.3 熔断时限 / Operating Characteristics

额定电流的% % of Ampere Rating(In)	熔断时间 Blowing Time
100% * In	大于 4 小时(4 hours Min)
210% * In	小于 60 秒 (60 sec Max)
250% * In	小于 10 秒 (10 sec Max)

7.4 平均时间电流曲线图 / Average Time Current Curves



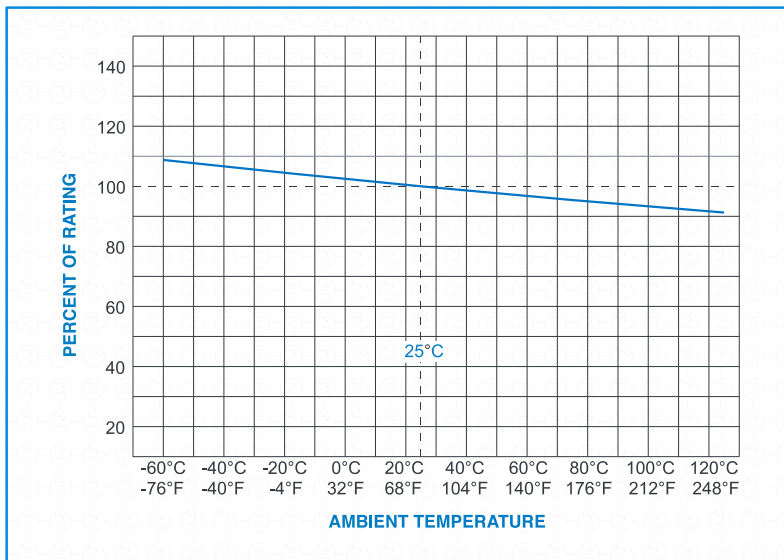
8. 环境特性 / Environmental Characteristic

若操作环境温度超出 $25\pm 5^{\circ}\text{C}$ 范围, 在选用保险丝规格时, 需考虑操作环境温度对保险丝的影响。

响，请参照如下：温度-电流曲线图。

When choosing the fuse's specification, if the operating environmental temperature beyond the scope from 20~30°C, engineer should consider the environmental temperature's affection to fuses.

Please refer: Temperature Rerating Curve:



9. 建议焊接参数 / Recommended Soldering Parameters

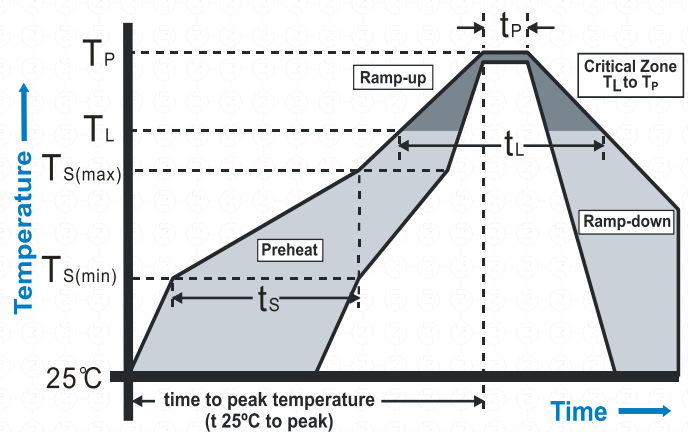
A. 波峰/回流焊参数 / Wave /Reflow Soldering Parameters:

锡膏工艺 / Solder paste process.

锡炉温度 / Solder Pot Temperature: 260°C Max

焊接时间 / Solder Dwell Time: 5 seconds max

Reflow Condition	Pb-Free assembly	
Average ramp-up rate (Ts(max)to Tp)	5°C /second max.	
Preheat	Temperature Min (Ts(min))	150°C
	Temperature Max (Ts(max))	200°C
Reflow	Time (Min to Max) (ts)	60-120 seconds
	Temperature (TL)	220°C
	Time Max (tL)	60 seconds
Peak Temperature(Tp)	260°C max	
Ramp-down Rate	5°C/second max	
Time 25°C to peak Temperature (Tp)	8 minutes max	



B. 手工焊参数 / Hand-Solder Parameters:

烙铁温度 / Solder Iron Temperature: 300±5°C

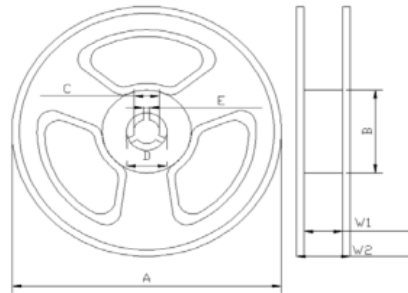
焊接时间 / Heating Time: 1~2 s Max

10. 包装 / Packaging

编带包装/ Taped packing:

每个内盒 1500 个保险丝/ 1500 pcs per inner box

每 5 内盒 1 个外箱 / 5 inner boxes per outer carton



Type	A(mm)	B(mm)	C(mm)	D(mm)	E(mm)	W1(mm)	W2(mm)
Spec	330.0±2.0	100.0±1.5	13.0±0.5	21.0±0.5	2.2±0.2	24.5±1.5	28.5±2.0

11. 其他 / Others

11.1 如果在使用中有超出本规格书的要求，须经双方协商确认。

In the event that an impropriety is found beyond this specification, it shall be fixed by mutual agreement between the parties.

附件 I: 安规证书 / Appendix I: Safety approval certificates

UL Product iQ™



JFHR2.E502159 - SPECIAL-PURPOSE FUSES - COMPONENT

JFHR8.E502159 - SPECIAL-PURPOSE FUSES
CERTIFIED FOR CANADA - COMPONENT

Special-purpose Fuses Certified for Canada - Component

See General Information for Special-purpose Fuses Certified for Canada - Component

DONGGUAN REOMAX ELECTRONICS TECHNOLOGY CO LTD

E502159

Ditangling Industrial Park Datang Village Dalingshan Town
Dongguan, Guangdong 523800 CHINA

Semiconductor fuses, Model(s) R1245F, R1245T

Marking: Company name, model designation and the Recognized Component Mark for Canada,



Last Updated on 2019-01-08

The appearance of a company's name or product in this database does not in itself assure that products so identified have been manufactured under UL's Follow-Up Service. Only those products bearing the UL Mark should be considered to be Certified and covered under UL's Follow-Up Service. Always look for the Mark on the product.

UL permits the reproduction of the material contained in the Online Certification Directory subject to the following conditions: 1. The Guide Information, Assemblies, Constructions, Designs, Systems, and/or Certifications (files) must be presented in their entirety and in a non-misleading manner, without any manipulation of the data (or drawings). 2. The statement "Reprinted from the Online Certifications Directory with permission from UL" must appear adjacent to the extracted material. In addition, the reprinted material must include a copyright notice in the following format: "© 2019 UL LLC"